

Quilters Guild of East Texas

2024

Mystery Quilt




STEP #4 Finishing the Cabin Blocks

Quilt A, B, & C


For Quilt A will make 18 blocks.

For Quilt B & C will make 8 blocks.

1. Sew a $2\frac{1}{2}$ " x $6\frac{1}{2}$ " strip of medium dark to the side of each block that has the $4\frac{1}{2}$ " medium strip on it. Press toward medium dark.




2. Sew a $2\frac{1}{2}$ " x $8\frac{1}{2}$ " strip of medium dark to the side of each block that has the $6\frac{1}{2}$ " medium strip on it. Press toward medium dark.




3. Square up each block to $8\frac{1}{2}$ " x $8\frac{1}{2}$ ".


4. Sew a $2\frac{1}{2}$ " x $8\frac{1}{2}$ " strip of dark to the side of each block that has the $6\frac{1}{2}$ " medium dark strip on it. Press toward dark.



5. Sew a $2\frac{1}{2}$ " x $10\frac{1}{2}$ " strip of dark to the side of each block that has the $8\frac{1}{2}$ " medium dark strip on it. Press toward dark.



6. Square up each block to $10\frac{1}{2}$ " x $10\frac{1}{2}$ ", for **Quilt A** will have 18 blocks. For **Quilt B & C** will have 8 blocks.



$10\frac{1}{2}$ "

$10\frac{1}{2}$ "